





eLearning Reference Guide

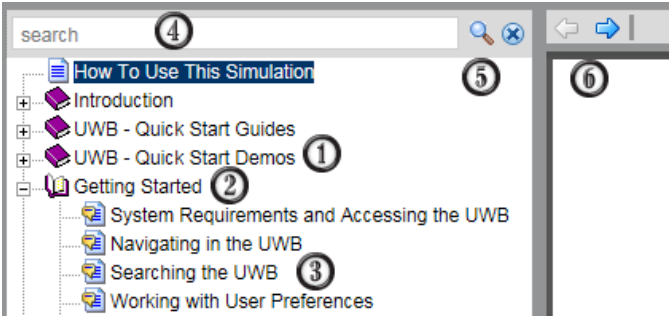





Internet Browser Options:

Internet Explorer 7.0 or higher (recommended), with Compatibility View On
Google Chrome 29 or higher

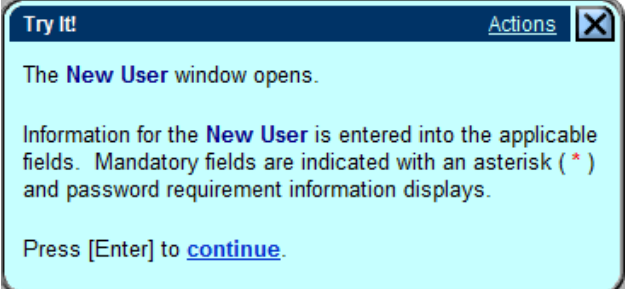
Choose the playback learning style that fits YOU!!

	See It! enables you to learn by watching an animated demonstration of the steps performed in an environment. <u>May contain audio!</u>
	Try It! enables you to learn by working interactively in a simulated environment. Does not contain audio.
	Know It! tests your knowledge about the topic
	Print It! provides a job aid that you can save and print.
NOTE: Some playback modes may not be available in your training.	

Training Outline Navigation

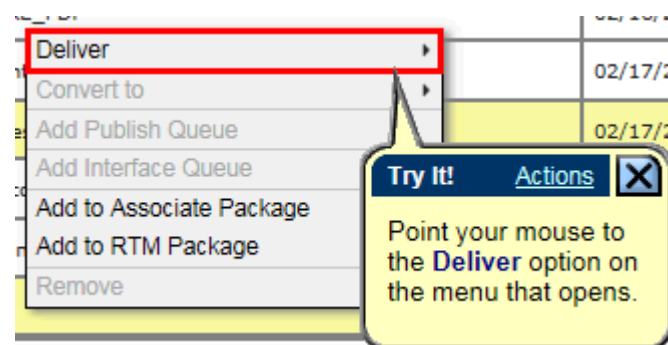
	① 	Module and Section level + Expands outline contents
	② 	Section level expanded
	③ 	Topic level – contains playback modes
	④	Enter Search/Key word
	⑤ 	Search button
	⑥ 	Navigates up/down within outline

See It! And Try It! Mode Player Options

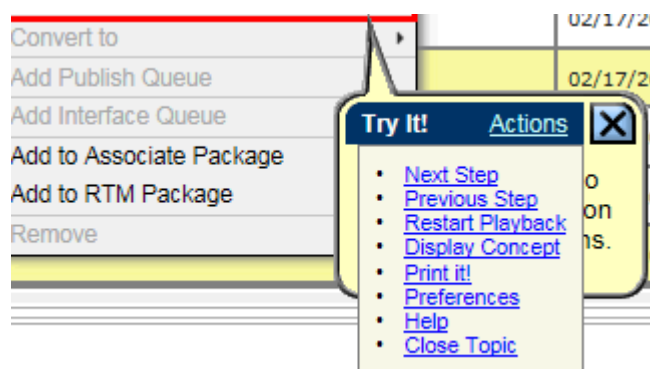
	Explanations – Blue frames provide the user with information when no action is required.
---	---

Actions – Yellow bubbles direct how and where each step is to be performed.

 closes topic



Actions Link – provides additional options based on the player.




See It mode provides a player bar which includes forward, backward, pause, play and replay options.



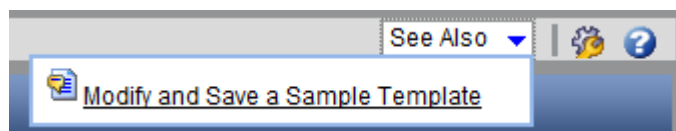
Jump-in Points





Jump-in Points are links to various actions within a topic, which allow you to start a topic at a point other than the beginning.

- ①  Access Jump-in Point menu, if available
- ② Links to Jump-in Points

See Also



See Also – if available, displays associated topics.

-  Access list of associated topics
-  Link to topic