





Specialty Designated Nationals (SDN) Searches – Process in Closers' Choice

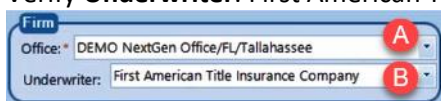
Learn how to process Specialty Designated Nationals (SDN) Searches in Closers' Choice using the AgentNet® Integration.

As part of the United States Department of Treasury, the Office of Foreign Assets Control publishes a list of individuals and entities owned, controlled by or acting for, or on behalf of, targeted countries. It also lists individuals, groups, and entities, such as terrorists and narcotics traffickers designated under programs that are not country-specific. Collectively, these individuals and entities are called "Specially Designated Nationals" or "SDNs." Their assets are blocked, and U.S. persons are generally prohibited from dealing with them.

Beginning from an open Closers' Choice file:

1. Click  on the **Services Gateway** toolbar
2. In the **Services Gateway – Patriot Search Partners** window, click 
3. In the **Services Gateway – SDN Search(First American)** screen under **Firm**:

- A. Select **Office**, if applicable
- B. Verify **Underwriter**: First American Title Insurance Company



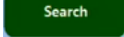
4. In the **Search Parties** section, select all parties to be searched
NOTE: The Full Names of the Buyer(s), Seller(s) and Lender(s) appear here and are selected by default.
5. Click the checkbox next to each appropriate name to deselect any party you do not want to search

	Type	Last Name	First Name	Full Name
<input checked="" type="checkbox"/>	Buyer 1	Smith	Joseph	Joseph Smith
<input checked="" type="checkbox"/>	Buyer 2	Smith	Mary	Mary Smith
<input checked="" type="checkbox"/>	Seller 1	Forsyth	Franklin	Franklin Forsyth
<input checked="" type="checkbox"/>	Lender			Bank of America

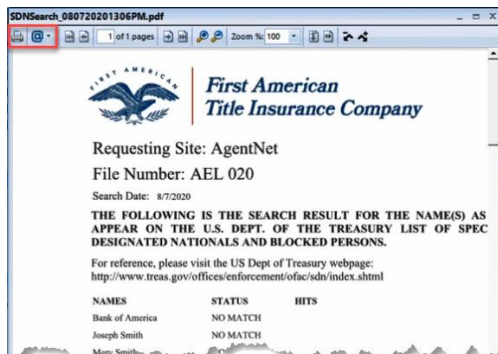
6. To add additional parties to search:
 - A. Click **Add Additional Names**
 - B. In the **Add Name** window, enter **Full Name**
 - C. Click **Add**



NOTE: There is no limit to the number of names you can add to your search request.

7. Click 
NOTE: The order confirmation is displayed in the **Orders** section. **SDNSearch** is displayed in the **Documents** section of the Services Gateway – SDN Search(First American) screen.

8. Click **View** to see **SDN** search results on screen



NOTE: You can print and/or email the SDN search document from the **SDNSearch** window. The search document is saved to **Documents** in your Closers' Choice File.